



C3-200

IP-Based Door Access Control Panel



Choice of Readers:

Full range of card readers supported. ZK KR-Series readers are stylish and waterproof. C3 supports any wiegand-output reader, including HID Prox, iClass, and XceedID Multi-Technology. Can also support PIV-II card readers for FIPS-201 Government applications.



Communication:

C3 controllers install easily on your network and support both TCP/IP and RS-485 communication. Auto-discovery tool allows setting and modification of network parameters directly and easily.



Lowest Total Cost of Ownership:

C3 controller firmware can be upgraded in the field. New controller features can be loaded without any advanced tools, extending and expanding the value of your investment.



Capacity:

Supports up to 30,000 badge users and stores up to 100,000 events and transactions. Controller is backed up in real-time in on-board optional SD card. Data is preserved if power is lost. Controller continues to operate if network connection is interrupted.



Door Control and More:

Along with relay contacts for controlling door locks, easily programmable auxiliary relays can be used for additional control and interface to lights, alarms, annunciators, intrusion detection panels, or even extra locking devices or gate controllers.



Options:

C3 controllers come in three sizes to suit project needs and reduce the cost of unused capacity. 1-door, 2-door, and 4-door models can be mixed and matched in an optimized system architecture.



Advanced Access Control Built-In:

Anti-Passback, First-Card Opening, Multi-Card Opening, Duress Password Entry, and Auxiliary Input/Output Linkages are built into controller firmware..



For Software Developers:

Free SDK is available for integrators and OEM's to integrate the C3 controllers with their or existing security or personnel management applications. Upon request, ZK can also customize C3 firmware to meet any custom requirements.

Optional Accessories



FR1200



ZK4000



RFID Reader




K1-1



Power Supply



SD Card



Electric Lock



RS232/485
Converter



Alarm



POE



Discs



Prox Card



Key Fob

Specifications

Capacity

- Users: 30,000
- Event Buffer: 100,000 transactions

CPU

- 32bit MIPS CPU

RAM

- 32M

Flash Memory

- 256M

Communication

- RS485
- TCP/IP

Reader Port

- 4 each
- 26/34bit Wiegand
- 8bit burst for PIN

Input Port

- 6 each
- Exit button #1
- Exit Button #2
- Door Sensor #1
- Door Sensor #2
- Aux #1
- Aux #2

Output Port

- 2 each
- 2 FORM-C Relay Output
- SPDT 5A@36V DC or 8A@30V AC
- 2 each
- 2 Aux FORM-C Relay Output
- SPDT 2A@30V DC

Baud Rate for RS485

- 9600-57600 baud

LED Indicator

- indication for communication, power, status and prox card

Power

- Power Supply: 9.6V-14.4V DC, 1A

Environment

- Operating Temp: 32-113 °F (0-45 °C)
- Operating Humidity: 20% to 80%

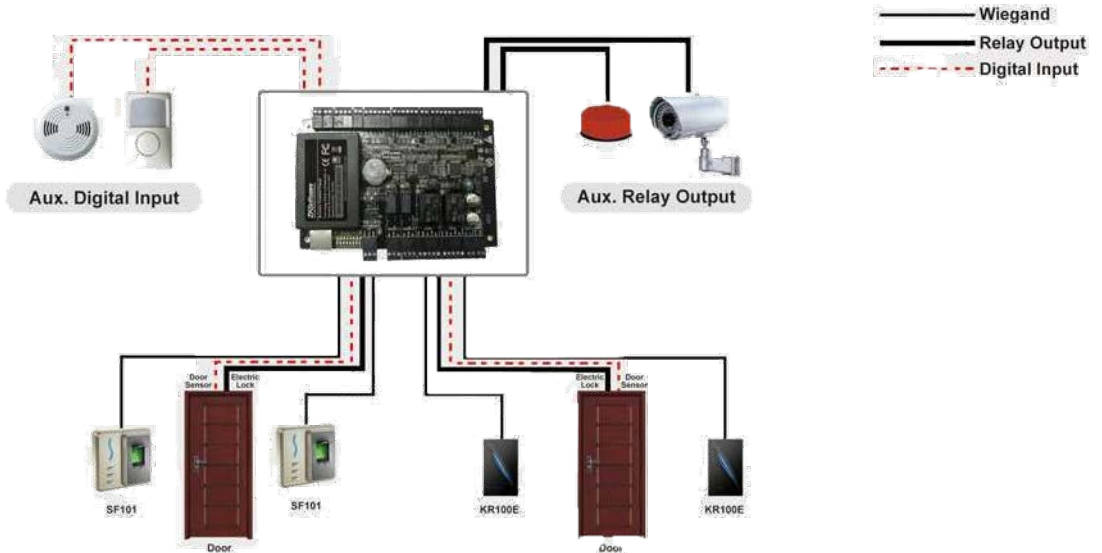
Dimensions

- Length: 10" (160 mm)
- Width: 6.6" (106 mm)

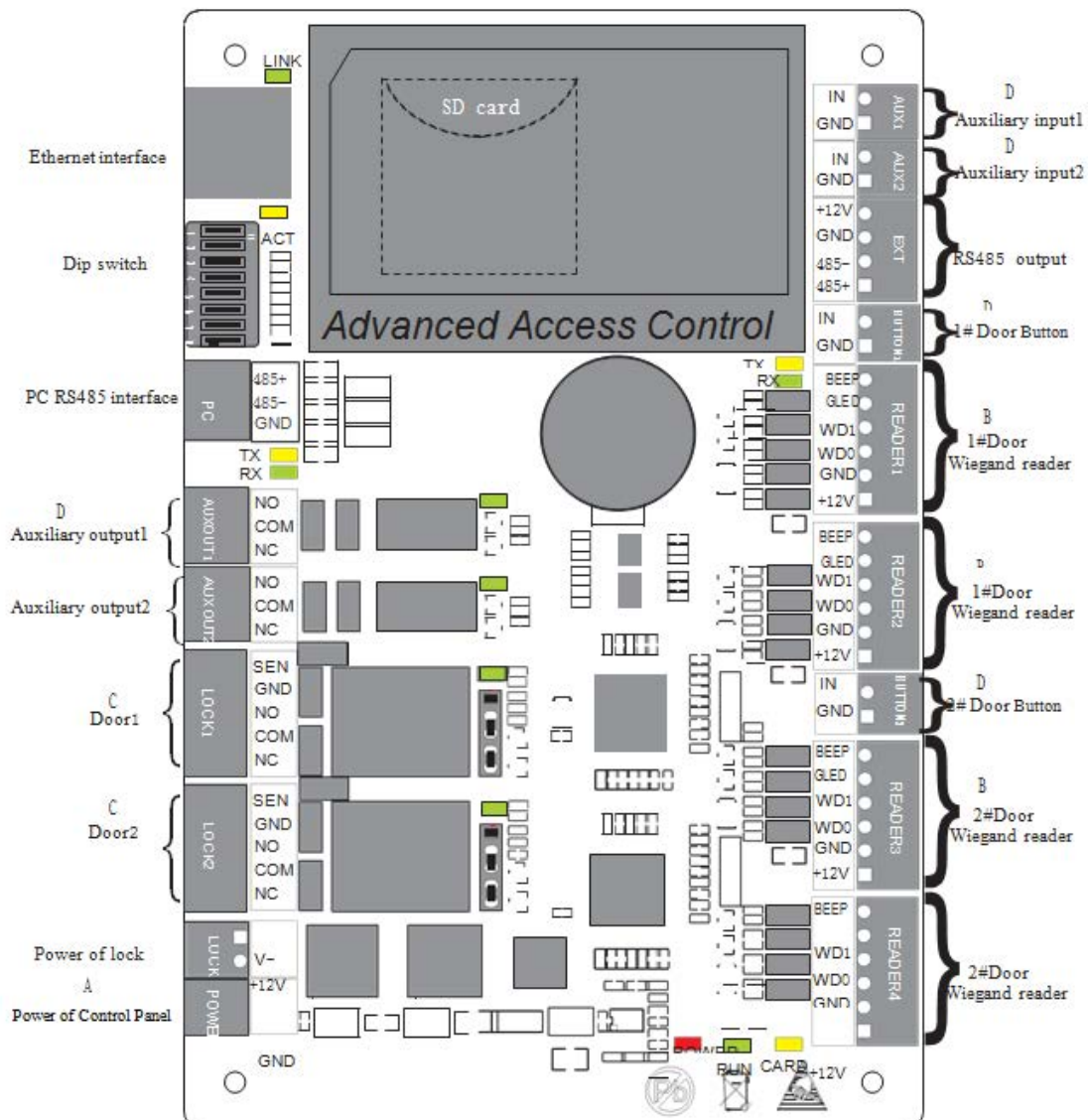
Packaging


- Dimensions: 15in x 3in x 11in
(380mm x 80mm x 280mm)
- Weight: 7.5 lbs (3.4 kgs.)

Typical Installation



Schematic



C3-200 Bundle 	Item	Description	Quantity
	C3-200	Control Panel	1 ea
	Case01	Metal Case	1 ea
	ZKPSM030B	Power Supply, DC12V/3A, Available to charge for battery back-up	1 ea
	FR107	Diode for Lock	1 ea
	Key	Key Metal Case	2 ea
	ZKAccess CD	Access Software for Control Panel, User Manual	2 ea
	Gross Weight	3.35kg	
	Size	380(L)*80(H)*280(W)mm	

MODEL NUMBER	C3-100	C3-200	C3-400
Number of doors controlled	One door	Two Door	Four Door
Number of readers supported	2	4	4
Types of readers supported	26-bit Wiegand, others upon request	26-bit Wiegand, others upon request	26-bit Wiegand, others upon request
Number of Inputs	2 (Exit Device and Door Status)	6 (2 Exit Device, 2 Door Status, 2 AUX)	12 (4 Exit Device, 4 Door Status, 4 AUX)
Number of Outputs	2 (One Form C relay for lock and one Form C relay for Aux output)	4 (2- Form C relay for lock and 2- Form C relay for Aux output)	8 (4- Form C relay for lock and 4- Form C relay for Aux output)
Card Holders Capacity	30,000	30,000	30,000
Log Events Capacity	100,000	100,000	100,000
Weight	7.4lbs (3.35kg)	7.5lbs (3.4kg)	7.8lbs (3.55kg)
Communication	TCP/IP and RS-485	TCP/IP and RS-485	TCP/IP and RS-485
Dimensions	380mm(L) X 80mm(W) X 280mm(H)	380mm(L) X 80mm(W) X 280mm(H)	380mm(L) X 80mm(W) X 280mm(H)
Enclosure	Stainless Steel	Stainless Steel	Stainless Steel
Mounting	Wall Mount	Wall Mount	Wall Mount
Recommended Power Supply	12V DC, 1.5A	12V DC, 1.5A	12V DC, 1.5A

